



Below list the steps involved to apply the security patch MS17-010 for WannaCry ransomware to iRICELL, iChemVELLOCITY or iQ200. For recommendations and instructions for other Beckman Coulter products please visit the support page on [beckmancoulter.com](http://beckmancoulter.com) or contact your local Technical Support Hotline.

1. Find out current iQ200 or Velocity PC Windows version: holding down the Windows key and hit the R key, type 'winver' (without quotes) in the prompted Run dialog and hit Enter, verify that the popped up About Windows dialog matches with what is shown below. *If not, contact Beckman Coulter customer support for assistance in installing the patch.*



2. Use **another PC** which has internet access, navigate to this URL: <http://www.catalog.update.microsoft.com/Search.aspx?q=KB4012598>
  - a. Click the Download button on the highlighted row shown below:

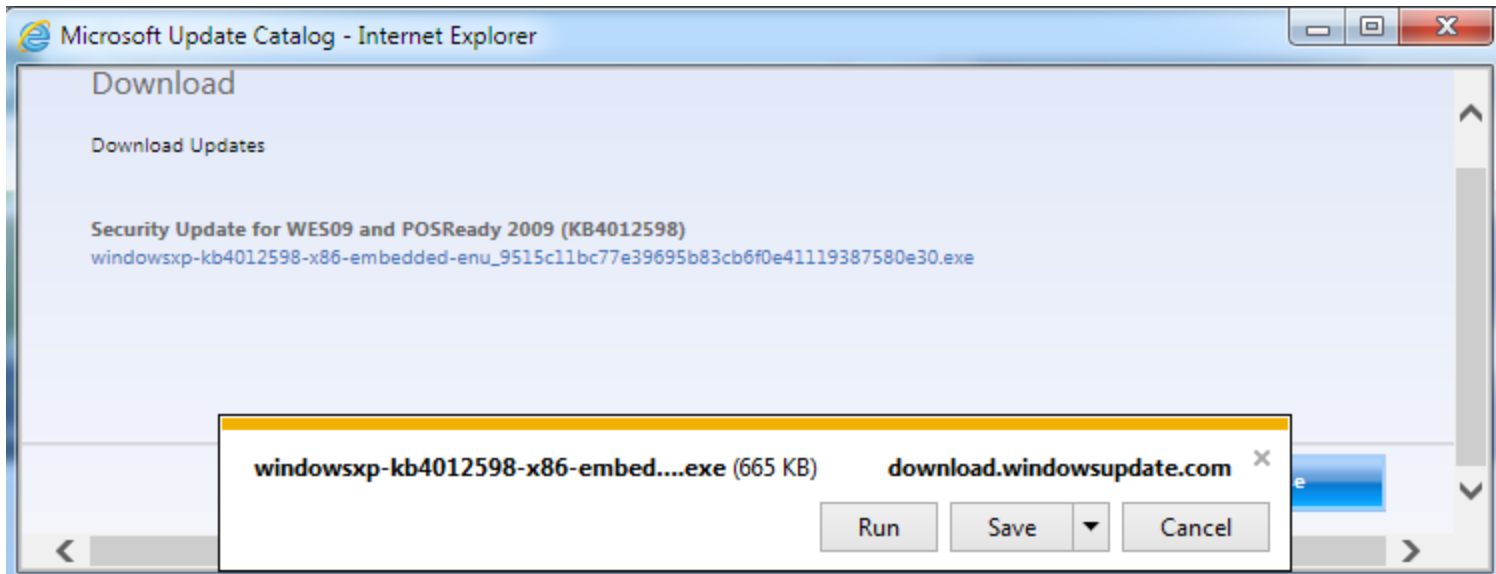
Search results for "KB4012598"

Updates: 1 - 13 of 13 (page 1 of 1)

← Previous | Next →

Title	Products	Classification	Last Updated	Version	Size	
Security Update for Windows 8 (KB4012598)	Windows 8	Security Updates	5/13/2017	n/a	872 KB	<a href="#">Download</a>
Security Update for Windows XP SP3 (KB4012598)	Windows XP	Security Updates	5/13/2017	n/a	665 KB	<a href="#">Download</a>
Security Update for Windows Vista (KB4012598)	Windows Vista	Security Updates	3/12/2017	n/a	1.2 MB	<a href="#">Download</a>
Security Update for Windows Server 2008 (KB4012598)	Windows Server 2008	Security Updates	3/12/2017	n/a	1.2 MB	<a href="#">Download</a>
Security Update for Windows Server 2003 for x64-based Systems (KB4012598)	Windows Server 2003, Windows Server 2003, Datacenter Edition	Security Updates	5/13/2017	n/a	951 KB	<a href="#">Download</a>
Security Update for Windows 8 for x64-based Systems (KB4012598)	Windows 8	Security Updates	5/13/2017	n/a	984 KB	<a href="#">Download</a>
Security Update for Windows XP SP3 for XPe (KB4012598)	Windows XP Embedded	Security Updates	5/13/2017	n/a	665 KB	<a href="#">Download</a>
Security Update for Windows Server 2003 (KB4012598)	Windows Server 2003, Windows Server 2003, Datacenter Edition	Security Updates	5/13/2017	n/a	682 KB	<a href="#">Download</a>
Security Update for Windows XP SP2 for x64-based Systems (KB4012598)	Windows XP x64 Edition	Security Updates	5/13/2017	n/a	951 KB	<a href="#">Download</a>
Security Update for Windows Vista for x64-based Systems (KB4012598)	Windows Vista	Security Updates	3/12/2017	n/a	1.3 MB	<a href="#">Download</a>
Security Update for Windows Server 2008 for Itanium-based Systems (KB4012598)	Windows Server 2008	Security Updates	3/12/2017	n/a	1.2 MB	<a href="#">Download</a>
Security Update for Windows Server 2008 for x64-based Systems (KB4012598)	Windows Server 2008	Security Updates	3/12/2017	n/a	1.3 MB	<a href="#">Download</a>
Security Update for WES09 and POSReady 2009 (KB4012598)	Windows XP Embedded	Security Updates	3/12/2017	n/a	665 KB	<a href="#">Download</a>

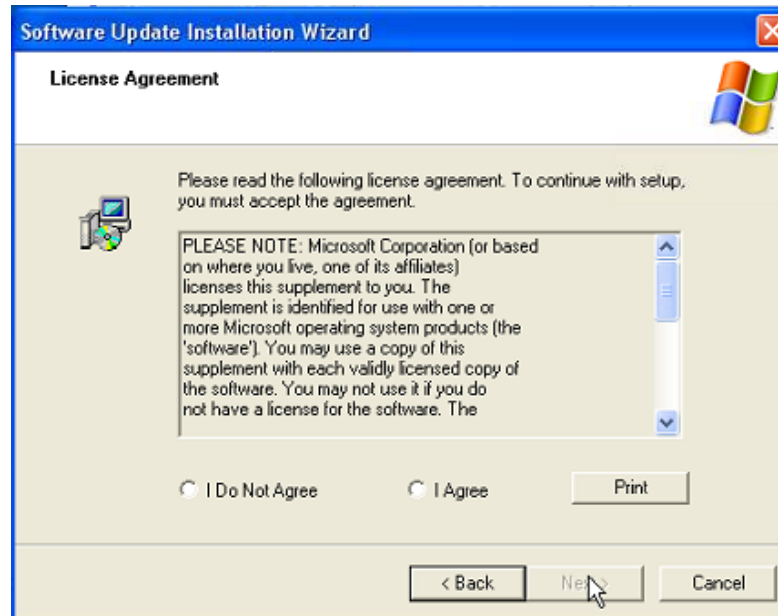
- b. Click the [windowsxp-kb4012598-x86-embedded-enu\\_9515c11bc77e39695b83cb6f0e41119387580e30.exe](#) link to begin the download and save it to your Windows Desktop



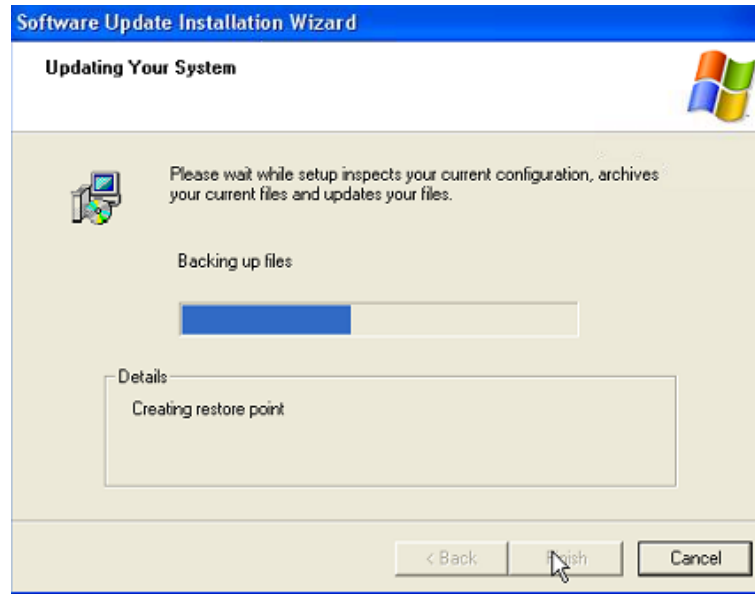
- c. Burn the downloaded [windowsxp-kb4012598-x86-embedded-enu\\_9515c11bc77e39695b83cb6f0e41119387580e30.exe](#) into a CD-R data disc.
3. Bring the disc and insert it into the CDROM drive on the iQ200 or Velocity PC and double click the downloaded exe file to install the patch
    - a. Click Next



b. Select I Agree then Click Next.



c. Click Next to continue



d. Click Finish to restart

