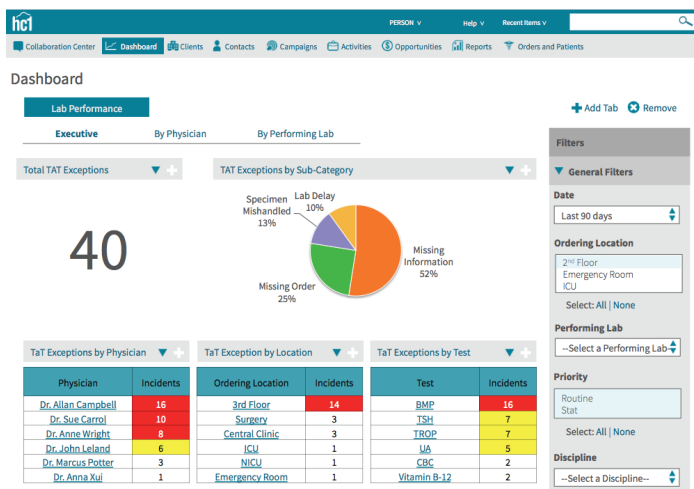




# Lab Performance Transparency



Gathering lab performance data and metrics across departments often results in time consuming, manual processes that involve multiple employees and countless hours of valuable time. The process of gathering reports is often repeated multiple times a day. In addition, the data is presented as a snapshot in time within a spreadsheet. Lab Performance Transparency provides a one-stop view into real-time critical laboratory performance metrics, dissolving manual processes and increasing efficiencies across departments.



## Solution Benefits

- Decrease Turnaround Time Misses
- Increase Resource Capacity
- Increase Proactive Communication
- Minimize Manual Reporting
- Reduce Data Errors
- Collaboration of Workflows
- 60-90 Day Activation Timeline



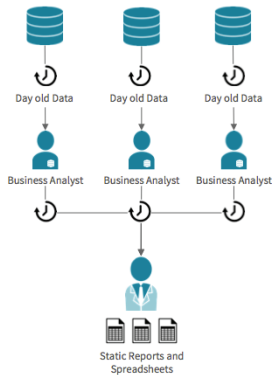
hc1<sup>®</sup> Laboratory Solutions

# Lab Performance Transparency

## Business Challenge

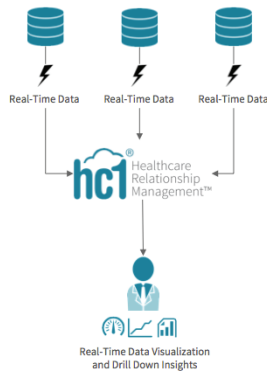
### CURRENT STATE

Manual and time intensive process to produce delayed key performance indicators (KPIs)



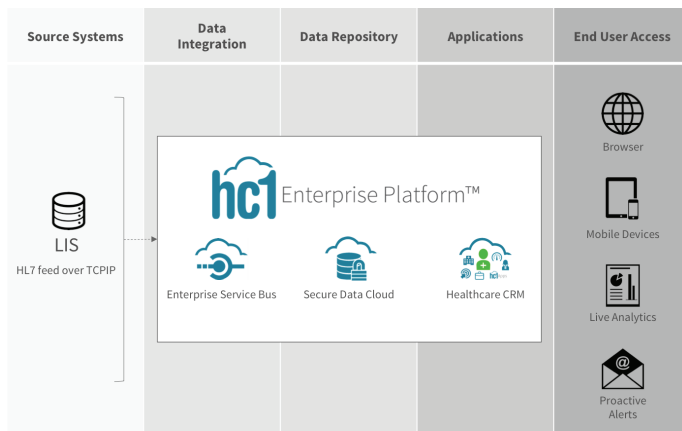
### DESIRED FUTURE STATE

Automated KPI reporting with real-time data



Laboratories are under pressure to improve quality and performance while reducing overall costs for key healthcare personnel through diagnostic tests. In more cases, the reports are static spreadsheets and already outdated by the time stakeholders receive them; further, most reports cannot be filtered or sorted, nor can they drill down to specific details to help answer questions and proactively solve performance issues.

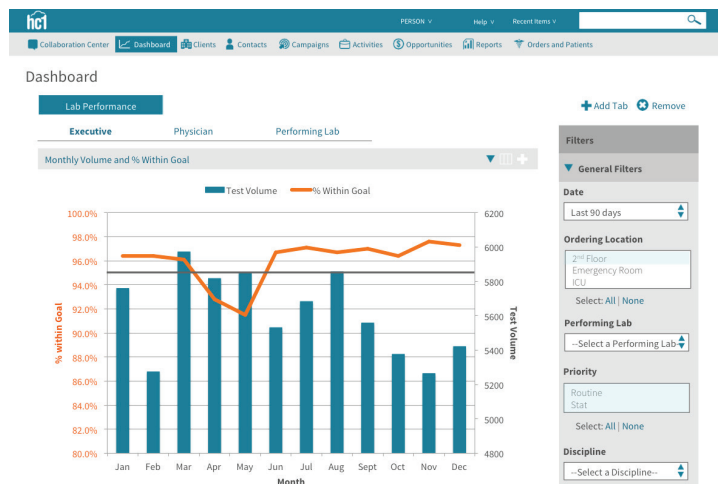
## Workflow



As orders & results data is integrated into the hc1 Enterprise Platform, lab personnel will have access to reports in real-time along with specific triggers based on business rules to alert and notify them when something critical needs their attention. This allows the lab executives to manage the exceptions and quickly shift attention to what is mission critical.

hc1<sup>®</sup> solution powered by:  
HRM Enterprise Platform™

## Live Analytics



By integrating with the LIS (Laboratory Information System) in real-time, the hc1 Lab Performance Transparency solution offers a rich set of standard reports and dashboards with live analytics accessible via any computer or tablet. This allows the hc1 users the ability to better manage key decisions in a timely manner.

- Physician TAT Exception Report
- Monthly Volume and Percent Within Goal
- Top 15 Ordering Locations by Volume
- Top Physicians by Volume
- Top Tests Ordered by Volume
- Physician Performance Summary
- Lab Performance Summary
- Test Volume and TAT by Day
- Test Volume and TAT by Day
- Top Tests Volume Percentage Change