

# Puritan® Fecal Opti-Swab® Collection & Transport System

## Stool sample collection instructions

**PRODUCTS:** Each Puritan® Fecal Opti-Swab® Collection and Transport System includes a sterile pre-labeled polypropylene screw cap vial containing 2 ml of Fecal Opti-Swab® medium and one HydraFlock® swab.

### PRECAUTIONS:

- For single use only.
- For use by trained, qualified personnel.
- Do not use the device if the sterile pouch seal is damaged.
- Refer to the package insert for instructions and full list of precautions.

### DIRECTIONS FOR USE (STOOL SPECIMEN COLLECTION):

1. Have the patient pass stool into a clean, dry pan or a special container mounted on the toilet.
2. Peel open sterile pouch (Fig. 1) and remove the vial of medium and the HydraFlock® swab. (Fig. 2) Do not touch the swab tip.
3. Collect a small amount of stool by inserting entire tip of the HydraFlock® swab into stool sample and rotate it. Bloody, slimy or watery area of stools should be selected and sampled. (Fig. 3)
4. Withdraw and examine to make sure there is fecal material visible on the swab tip.
5. Using appropriate aseptic technique, remove the vial cap and insert the swab into the vial. (Fig. 4) Visually confirm the "Max Fill" line is not exceeded. (Fig. 5) If the sample exceeds the "Max Fill" line, the sample should be discarded and a second sample should be collected.
6. Holding the swab shaft between thumb and finger, mash and mix the stool specimen against the side of the vial to evenly disperse and suspend the specimen in the medium. (Fig. 6)
7. Place the swab shaft with the breakpoint against the rim of the vial. Bend and break the swab shaft at the breakpoint. (Fig. 7)
8. Replace the vial cap, securing tightly. Shake secured vial to assure sample is uniformly diluted. (Fig. 8) Record patient information in the space provided on the vial label (Fig. 9) and transport the specimen to the laboratory.

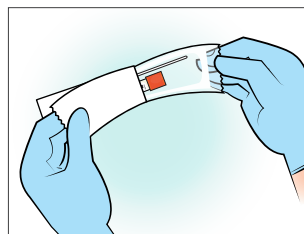


Fig. 1

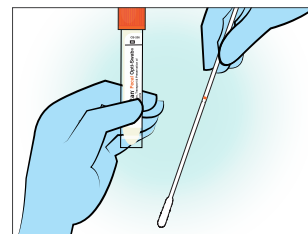


Fig. 2




Fig. 3

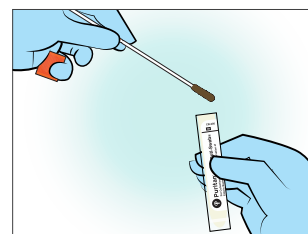


Fig. 4

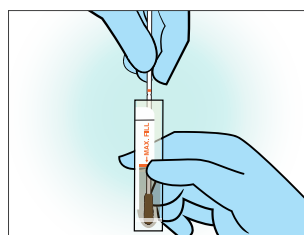


Fig. 5

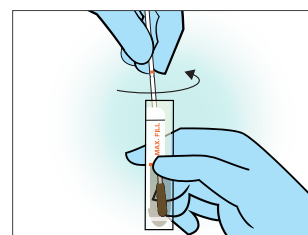


Fig. 6

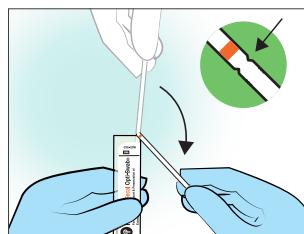


Fig. 7



Fig. 8

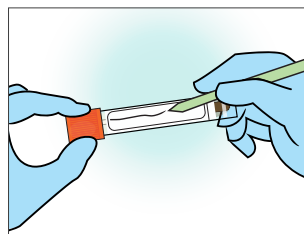


Fig. 9

### FOR SHIPPING AND LOGISTICS INQUIRIES, VISIT:

[beckmancoulter.com/contact](http://beckmancoulter.com/contact)

### FOR PRODUCT INQUIRIES, CONTACT:

+1 207-876-3130 (toll free)

[sales@puritanmedproducts.com](mailto:sales@puritanmedproducts.com)

### FOR MORE INFORMATION, VISIT [BECKMANCOULTER.COM/PURITAN](http://BECKMANCOULTER.COM/PURITAN)

HydraFlock® is a registered trademark of Puritan Medical Products Co. LLC. ISO 13485:2016 CE

Not all products are available in all countries.

© 2019 Beckman Coulter, Inc. All rights reserved. Beckman Coulter, the stylized logo, and the Beckman Coulter product and service marks mentioned herein are trademarks or registered trademarks of Beckman Coulter, Inc. in the United States and other countries.

For Beckman Coulter's worldwide office locations and phone numbers, please visit

[www.beckmancoulter.com/contact](http://www.beckmancoulter.com/contact)

FL-239550

